



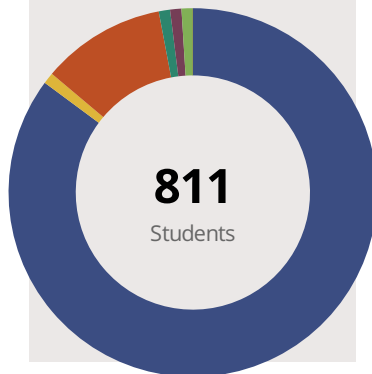
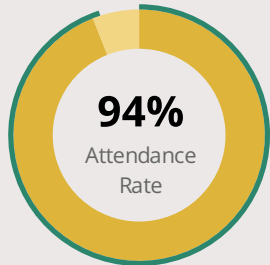

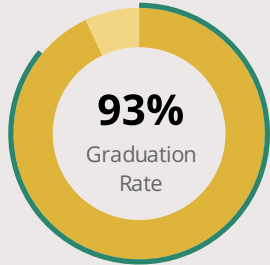
MCHENRY EAST HIGH SCHOOL

1012 N GREEN ST MCHENRY, IL 60050 5721 (815) 385-1145

Grades: 9-12
District: MCHENRY CHSD 156

Principal: Mr. Eric Blake
Superintendent: Dr. Michael Roberts

FAST FACTS



College Readiness

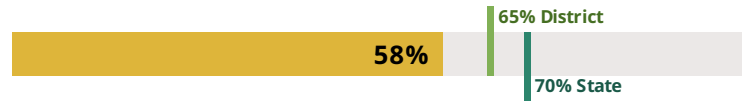
Graduation Rate

Percentage of students who graduate within 4 years



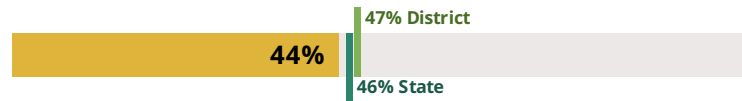
Post-Secondary Enrollment

Percentage of students who enroll at colleges and universities



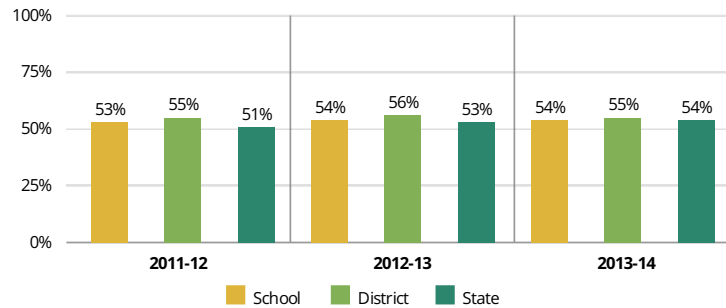
Ready for College Coursework

Percentage of students who meet or exceed ACT college readiness benchmarks



Academic Success

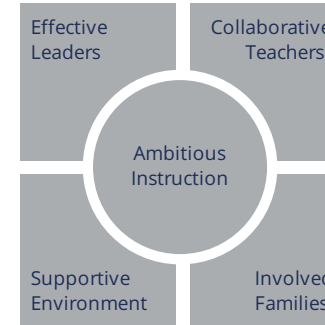
The percentage of students who meet or exceed standards on the Prairie State Achievement Exam (PSAE).



Student Characteristics

White	86%	Low Income	34%
Black	1%	English Learners	0%
Hispanic	11%	With Disabilities	9%
Asian	1%	Homeless	1%
American Indian	1%		
Two or More Races	1%		
Pacific Islander	0%		

School Environment



The **5Essentials Survey** allows students in grades 6-12 and all teachers to share their perspectives on essential conditions for learning. The anonymous survey consists of 5 components.

- Most implementation
- More implementation
- Average implementation
- Less implementation
- Least implementation
- Not Applicable/Low Response

Response Rates

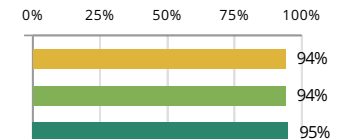
Students	-
Teachers	-

- Effective Leaders**
Do principals and teachers implement a shared vision for success?
- Collaborative Teachers**
Do teachers collaborate to promote professional growth?
- Ambitious Instruction**
Are the classes challenging and engaging?
- Supportive Environment**
Is the school safe, demanding, and supportive?
- Involved Families**
Does the entire staff build strong external relationships?

Student Attendance and Mobility

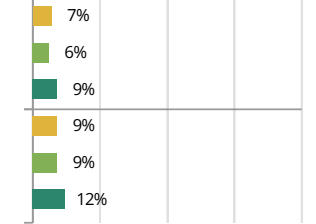
Attendance Rate

Rate at which students are present, not including excused or unexcused absences



Chronic Truancy Rate

Percentage of students who have been absent without valid reasons for 5% or more of regular school days



Student Mobility

Percentage of students who transfer in or out of the school during the school year, not including graduates





MCHENRY EAST HIGH SCHOOL

School Highlights

Academic Courses

MCHS 156 offers 13 AP and 6 dual credit courses, 3 languages and many electives. The school offers additional academic support in the form of academic resource centers, literacy courses, and peer tutoring. For more information, please consult your student's counselor and visit www.dist156.org.

Physical Education, Health and Wellness

MCHS 156 offers daily physical education and related courses. Each course emphasizes wellness with a variety of activities and associated fitness testing. For additional information, please consult your student's counselor and visit this link: www.dist156.org/

Other Programs and Activities

MCHS 156 offers band, choir, and theatre, as well as over 20 extracurricular programs. In addition, MCHS 156 offers unique programs such as Distinguished Warrior, Peer Tutoring, Freshman Academy, and after School Academic Support. For more info, please visit www.dist156.org.

School Awards

MCHS 156 is recognized for outstanding contributions in community service and academic achievement. MCHS conducts community awareness programs such as Town Against Tragedy and St. Baldricks. Students gain recognition for their scholastic achievement in the NMSAT and Advanced Placement.

Career Development Courses and Programs

MCHS 156 offers articulated credit opportunities with McHenry County College in the area of Career Development. Business, Industrial Tech and Family and Consumer Sciences courses may qualify. For more information, please consult your student's counselor and visit www.dist156.org.

Athletics

As member schools of IHSA and Fox Valley Conference, MCHS 156 offers many athletic opportunities for our students: 15 boys' programs, 17 girls' programs and 2 Coed programs. For more information, please visit this link: <http://il.8to18.com/mchs>

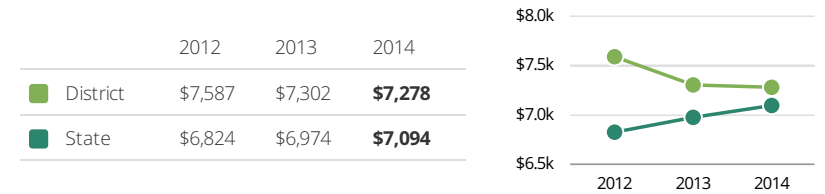
School Personnel Resources

Librarian/Media Specialist, School Guidance Counselor, School Psychologist, School Social Worker, Special Education Teacher, Student Dean

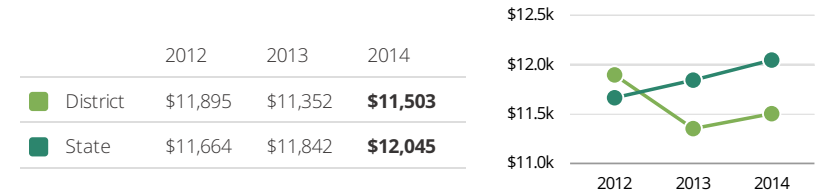
Facilities

District Finance

Instructional Spending per Pupil includes only the activities directly dealing with the teaching of students or the interaction between teachers and students.



Operational Spending per Pupil includes all costs for overall operations in this school's district, including Instructional Spending, but excluding summer school, adult education, capital expenditures, and long-term debt payments.



Educator Measures

In the last six years, **2 principal(s)** have led this school. In the last three years, an average of **79% of teachers** return to this school from one year to the next.

Measures of teacher attendance and proficiency will be added to this report in 2015.

FOR MORE INFORMATION

Visit IllinoisReportCard.com to see additional details about each item of information for this school. There you will find charts spanning multiple years, detailed explanations, resources, more of the school's programs and activities, and powerful tools that let you dig deeper into data.

Most of this data has been collected by ISBE from school districts through data systems. Some information, such as the School Highlights, is entered directly by principals and can be updated throughout the year.