

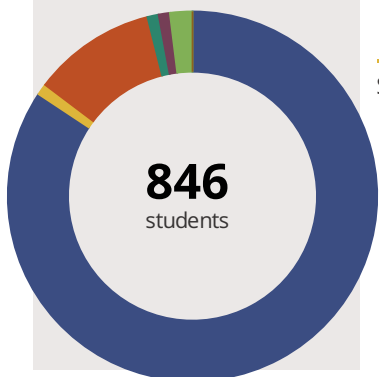
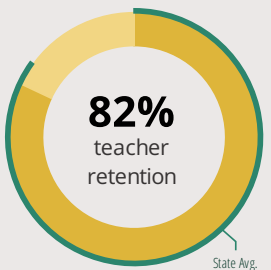
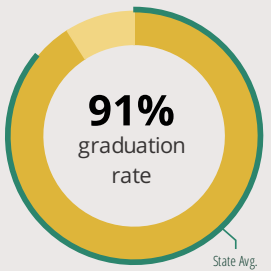
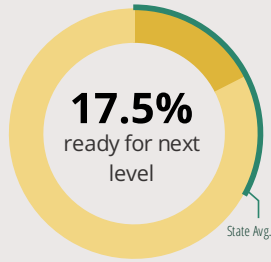
# MCHENRY EAST HIGH SCHOOL

1012 N GREEN ST MCHENRY, IL 60050 5721 (815) 385-1145

Grades: 9-12  
District: MCHENRY CHSD 156

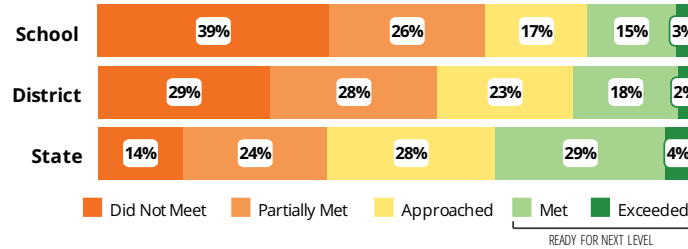
Principal: Mr. Eric Blake  
Superintendent: Dr. Michael Roberts

## FAST FACTS



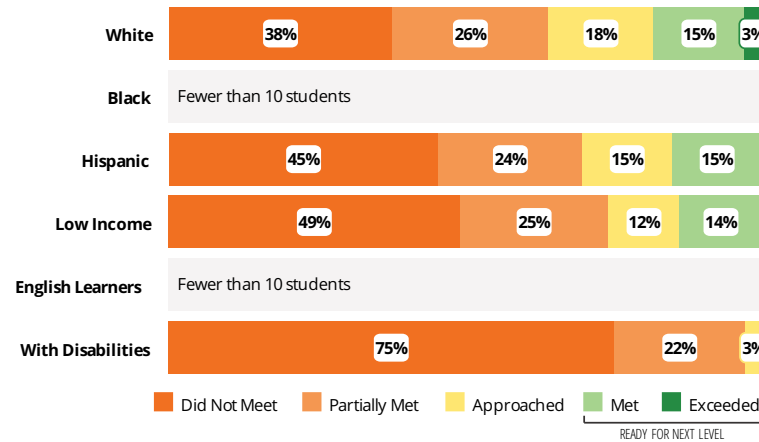
## Academic Success

All Illinois students in grades 3-8 take the PARCC assessment each year. High school students take the PARCC in specific Math or English Language Arts (ELA) courses.



## Success by Student Group

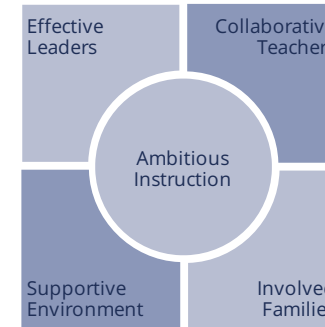
This display shows PARCC performance levels for each student group. No data is shown for groups with fewer than 10 students.



## Student Characteristics

White	86%	Low Income	32%
Black	1%	English Learners	1%
Hispanic	11%	With Disabilities	16%
Asian	1%	Homeless	2%
American Indian	1%		
Two or More Races	2%		
Pacific Islander	0%		

## School Environment



The **5Essentials Survey** allows students in grades 6-12 and all teachers to share their perspectives on essential conditions for learning. The anonymous survey consists of 5 components.

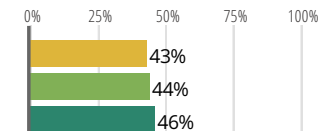
- Most implementation
- More implementation
- Average implementation
- Less implementation
- Least implementation
- Not Applicable/Low Response

Response Rates	
Students	79%
Teachers	94%

- Less** Effective Leaders  
Do principals and teachers implement a shared vision for success?
- Average** Collaborative Teachers  
Do teachers collaborate to promote professional growth?
- Less** Ambitious Instruction  
Are the classes challenging and engaging?
- Average** Supportive Environment  
Is the school safe, demanding, and supportive?
- Less** Involved Families  
Does the entire staff build strong external relationships?

## College Readiness

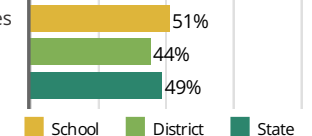
**Ready for College Coursework**  
Students who meet or exceed ACT college readiness benchmarks



**Postsecondary Enrollment**  
Students who enroll at colleges and universities



**Postsecondary Remediation** (*lower is better*)  
Students enrolled in Illinois community colleges who require remedial coursework





# MCHENRY EAST HIGH SCHOOL

## School Highlights

### Academic Courses

MCCHS 156 offers 13 AP and 6 dual credit courses, 3 languages and many electives. The school offers additional academic support in the form of academic resource centers, literacy courses, and peer tutoring. For more information, please consult your student's counselor and visit [www.dist156.org](http://www.dist156.org).

### Physical Education, Health and Wellness

MCCHS 156 offers daily physical education and related courses. Each course emphasizes wellness with a variety of activities and associated fitness testing. For additional information, please consult your student's counselor and visit this link: [www.dist156.org/](http://www.dist156.org/)

### Other Programs and Activities

McHenry Student Activities offers a plethora of exciting and vibrant co-curricular opportunities in which our students can enhance their leadership skills, develop long-lasting relationships with peers and staff, and engage themselves with a multitude of service projects in our community. We have nearly 50 clubs, events, or competitions that all st

### School Awards

MCCHS 156 is recognized for outstanding contributions in community service and academic achievement. MCCHS conducts community awareness programs such as Town Against Tragedy and St. Baldricks. Students gain recognition for their scholastic achievement in the NMSAT and Advanced Placement.

### Career Development Courses and Programs

MCCHS 156 offers articulated credit opportunities with McHenry County College in the area of Career Development. Business, Industrial Tech and Family and Consumer Sciences courses may qualify. For more information, please consult your student's counselor and visit [www.dist156.org](http://www.dist156.org).

### Athletics

The McHenry High School Athletic Department is committed to the idea that the athletic program is an integral part of the total school curriculum and plays an important role in the development of young women and men. Participation in athletics is an educational experience beneficial to all because it promotes physical health, mental well-being, goo

### School Personnel Resources

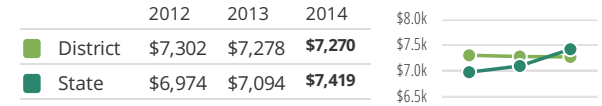
Librarian/Media Specialist, School Guidance Counselor, School Psychologist, School Social Worker, Special Education Teacher, Student Dean

### Facilities

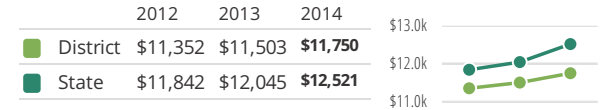
The interior space of the two high schools totals almost one half million square feet of space. A 5-year maintenance plan has been developed to keep both building conducive to learning for all students. The safety of students and staff is the number one issue in the district, and to that end, a resource officer is on staff at each campus every scho

## District Finance

**Instructional Spending per Pupil** includes only the activities directly dealing with the teaching of students or the interaction between teachers and students.



**Operational Spending per Pupil** includes all costs for overall operations in this school's district, including Instructional Spending, but excluding summer school, adult education, capital expenditures, and long-term debt payments.



## Educator Measures

This school has had **2 principal(s)** over the past 6 years. In the last three years, an average of **82% of teachers** return to this school each year.

## Student Attendance and Mobility

### Attendance Rate

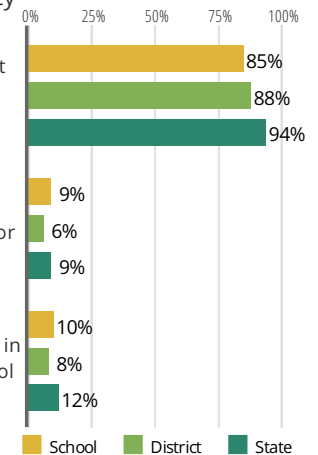
Rate at which students are present at school, not including excused or unexcused absences

### Chronic Truancy Rate

Percentage of students who have been absent without valid reasons for 5% or more of regular school days

### Student Mobility

Percentage of students who transfer in or out of the school during the school year, not including graduates



## FOR MORE INFORMATION

Visit [IllinoisReportCard.com](http://IllinoisReportCard.com) to see additional details about each item of information for this school. There you will find charts spanning multiple years, detailed explanations, resources, more of the school's programs and activities, and powerful tools that let you dig deeper into data.

Most of this data has been collected by ISBE from school districts through data systems. Some information, such as the School Highlights, is entered directly by principals and can be updated throughout the year.