



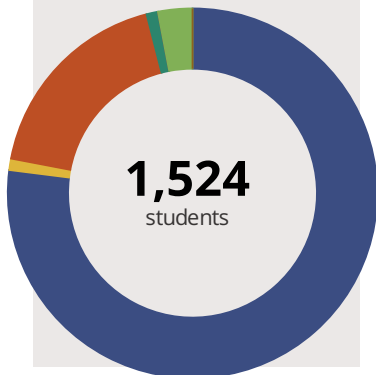
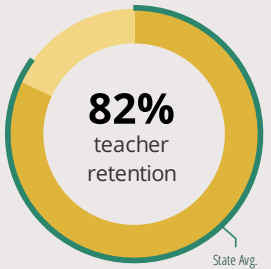
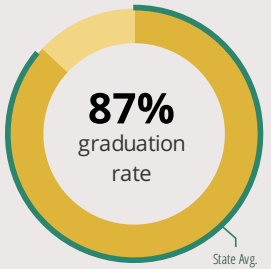
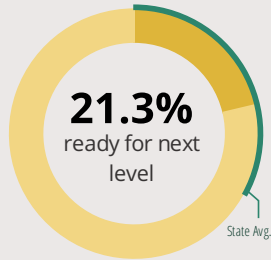
MCHENRY HIGH SCHOOL-WEST CAMPUS

4724 W CRYSTAL LAKE RD MCHENRY, IL 60050 5427 (815) 385-7077

Grades: 9-12
District: MCHENRY CHSD 156

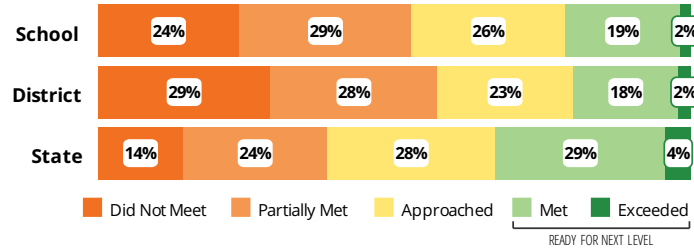
Principal: Mrs.Marsha Potthoff
Superintendent: Dr.Michael Roberts

FAST FACTS



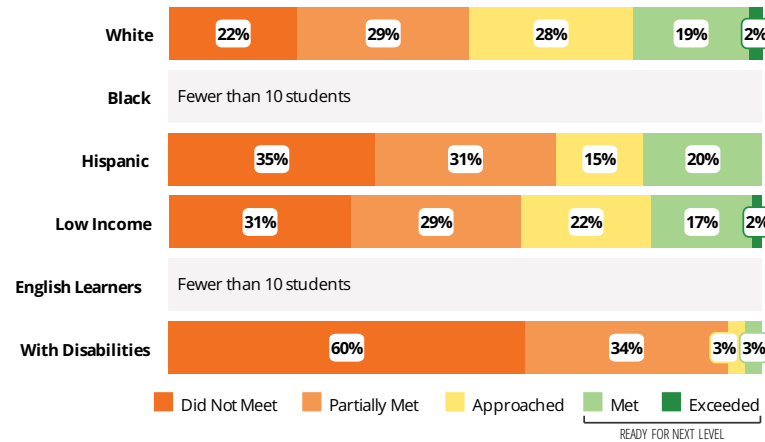
Academic Success

All Illinois students in grades 3-8 take the PARCC assessment each year. High school students take the PARCC in specific Math or English Language Arts (ELA) courses.



Success by Student Group

This display shows PARCC performance levels for each student group. No data is shown for groups with fewer than 10 students.



Student Characteristics

White	77%	Low Income	33%
Black	1%	English Learners	3%
Hispanic	18%	With Disabilities	13%
Asian	1%	Homeless	1%
American Indian	0%		
Two or More Races	3%		
Pacific Islander	0%		

School Environment



The **5Essentials Survey** allows students in grades 6-12 and all teachers to share their perspectives on essential conditions for learning. The anonymous survey consists of 5 components.

- Most implementation
- More implementation
- Average implementation
- Less implementation
- Least implementation
- Not Applicable/Low Response

Response Rates

Students	81%
Teachers	95%

Average Effective Leaders

Do principals and teachers implement a shared vision for success?

Average Collaborative Teachers

Do teachers collaborate to promote professional growth?

More Ambitious Instruction

Are the classes challenging and engaging?

Average Supportive Environment

Is the school safe, demanding, and supportive?

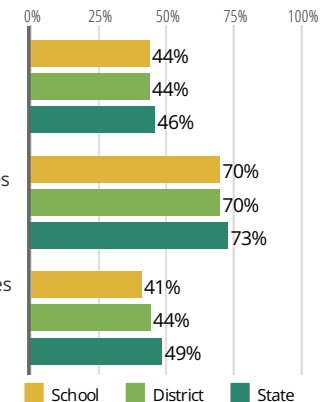
Average Involved Families

Does the entire staff build strong external relationships?

College Readiness

Ready for College Coursework

Students who meet or exceed ACT college readiness benchmarks



Postsecondary Enrollment

Students who enroll at colleges and universities

Postsecondary Remediation (lower is better)

Students enrolled in Illinois community colleges who require remedial coursework



MCHENRY HIGH SCHOOL-WEST CAMPUS

School Highlights

Academic Courses

MCHS offers 21 Advanced Placement Courses. MCHS also has 30 other courses designated as “honors” that are more rigorous as well. AP courses are associated with College Board and have nationally recognized tests each May. Students who receive passing scores (3-5) can be eligible to receive college credits at their future institutions. MCHS believes

Physical Education, Health and Wellness

MCHS 156 offers daily physical education and related courses. Each course emphasizes wellness with a variety of activities and associated fitness testing. For additional information, please consult your student’s counselor and visit this link: http://www.dist156.org/uploads/1/6/8/0/16805238/2013-2014_curriculum_guide_final.pdf

Other Programs and Activities

MCHS 156 offers band, choir, and theatre, as well as over 20 extracurricular programs. In addition, MCHS 156 offers unique programs such as Distinguished Warrior, Peer Tutoring, Freshman Academy, and after School Academic Support. For more info, please visit www.dist156.org.

School Awards

The McHenry High School Athletic Department is committed to the idea that the athletic program is an integral part of the total school curriculum and plays an important role in the development of young women and men. Participation in athletics is an educational experience beneficial to all because it promotes physical health, mental well-being, go

Career Development Courses and Programs

MCHS and MCC have articulated classes. Accounting I and II, Child Development/Preschool Lab, Drafting I and II, Keyboarding I and II, Manufacturing I and II and Autos I and II.

Athletics

The McHenry High School Athletic Department is committed to the idea that the athletic program is an integral part of the total school curriculum and plays an important role in the development of young women and men. Participation in athletics is an educational experience beneficial to all because it promotes physical health, mental well-being, go

School Personnel Resources

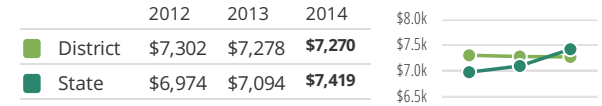
Bilingual Administrator, Bilingual Education Teacher, Curriculum Specialist, Librarian/Media Specialist, Paraprofessional, Reading Specialist, School Guidance Counselor, School Nurse, School Psychologist, School Social Worker, Special Education Teacher, Speech Language Pathology Teacher, Student Dean, Technology Specialist

Facilities

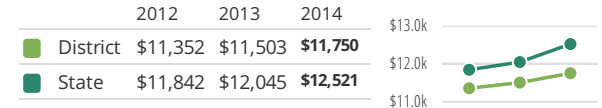
The interior space of the two high schools totals almost one half million square feet of space. A 5-year maintenance plan has been developed to keep both building conducive to learning for all students. The safety of students and staff is the number one issue in the district, and to that end, a resource officer is on staff at each campus every scho

District Finance

Instructional Spending per Pupil includes only the activities directly dealing with the teaching of students or the interaction between teachers and students.



Operational Spending per Pupil includes all costs for overall operations in this school's district, including Instructional Spending, but excluding summer school, adult education, capital expenditures, and long-term debt payments.



Educator Measures

This school has had **2 principal(s)** over the past 6 years. In the last three years, an average of **82% of teachers** return to this school each year.

Student Attendance and Mobility

Attendance Rate

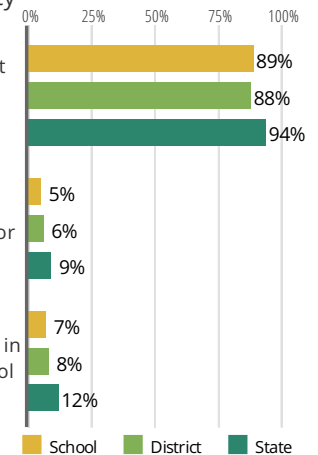
Rate at which students are present at school, not including excused or unexcused absences

Chronic Truancy Rate

Percentage of students who have been absent without valid reasons for 5% or more of regular school days

Student Mobility

Percentage of students who transfer in or out of the school during the school year, not including graduates



FOR MORE INFORMATION

Visit IllinoisReportCard.com to see additional details about each item of information for this school. There you will find charts spanning multiple years, detailed explanations, resources, more of the school's programs and activities, and powerful tools that let you dig deeper into data.

Most of this data has been collected by ISBE from school districts through data systems. Some information, such as the School Highlights, is entered directly by principals and can be updated throughout the year.